



SVT GRUPPE INC

SVT PROTECTIVE SERVICES | SECURE VIP TRANSPORT

Vallejo Marina Harbor Incident Analysis

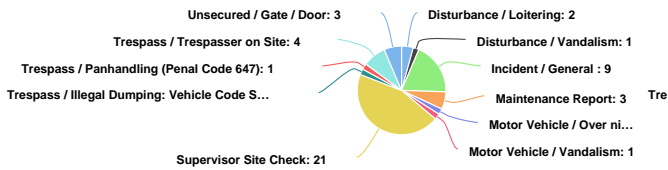
08/01/2017 - 01/31/2018

Multi-dimension Overview

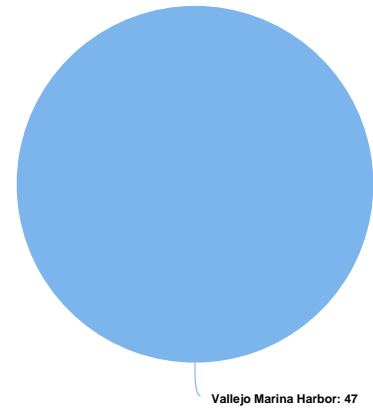
08/01/2017 - 01/31/2018



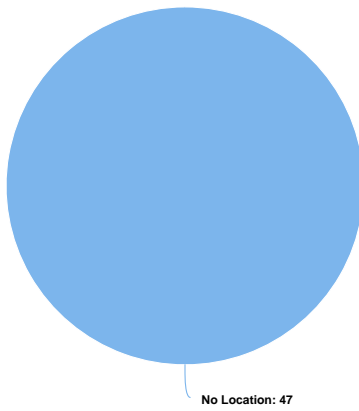
Incident Category



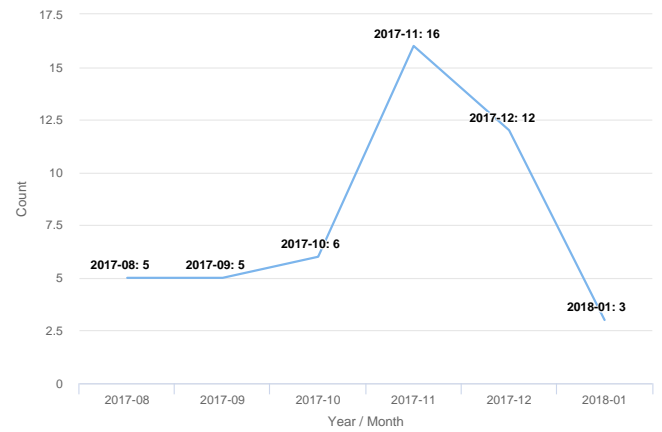
Account



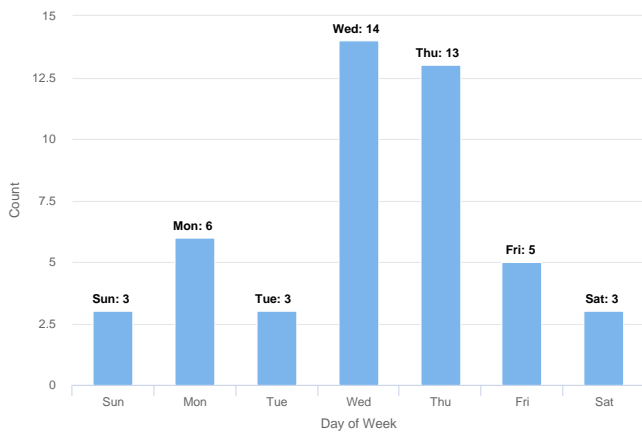
On-Premise Location



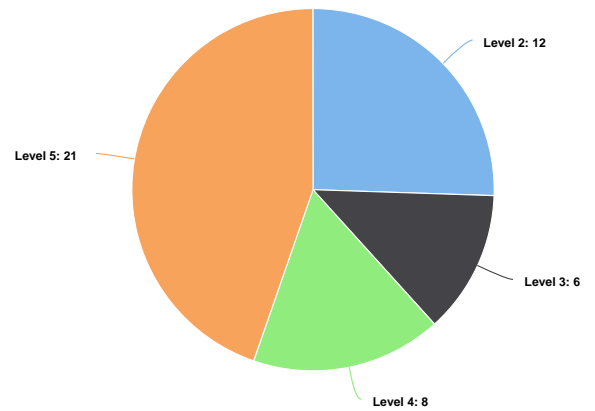
Year / Month



Day of Week



Incident Severity Level (1-5)

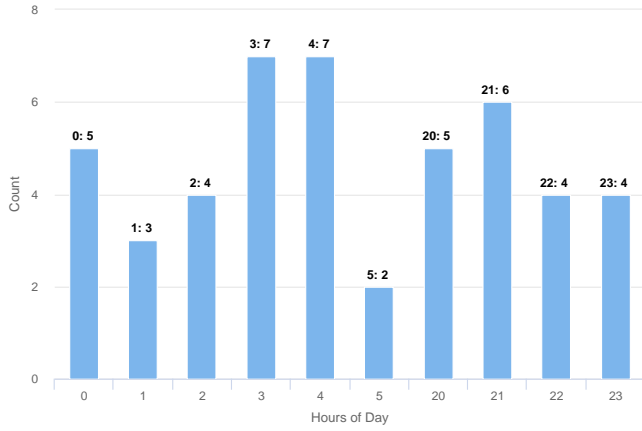


Multi-dimension Overview

08/01/2017 - 01/31/2018



Hours of Day



Incident Category by Day of Week

08/01/2017 - 01/31/2018



| Incident Category | Sun | Mon | Tue | Wed | Thu | Fri | Sat | Total |
|---|-----|-----|-----|-----|-----|-----|-----|-------|
| Disturbance / Loitering | | | | | | 1 | 1 | 2 |
| Disturbance / Vandalism | 1 | | | | | | | 1 |
| Incident / General | | | | 3 | 6 | | | 9 |
| Maintenance Report | | 2 | | | | 1 | | 3 |
| Motor Vehicle / Over night vehicle log | | | | 1 | | | | 1 |
| Motor Vehicle / Vandalism | 1 | | | | | | | 1 |
| Supervisor Site Check | 1 | 4 | 3 | 10 | 2 | | 1 | 21 |
| Trespass / Illegal Dumping: Vehicle Code Section 23112.7 | | | | | 1 | | | 1 |
| Trespass / Panhandling (Penal Code 647) | | | | | 1 | | | 1 |
| Trespass / Trespasser on Site | | | | | 2 | 2 | | 4 |
| Unsecured / Gate / Door | | | | | 1 | 1 | 1 | 3 |
| Total | 3 | 6 | 3 | 14 | 13 | 5 | 3 | 47 |

Incident Category by Month

08/01/2017 - 01/31/2018



| Incident Category | Jan | Aug | Sep | Oct | Nov | Dec | Total |
|---|-----|-----|-----|-----|-----|-----|-------|
| Disturbance / Loitering | | | | | 1 | 1 | 2 |
| Disturbance / Vandalism | | | | | 1 | | 1 |
| Incident / General | 2 | 3 | 1 | | 2 | 1 | 9 |
| Maintenance Report | | | | 1 | 1 | 1 | 3 |
| Motor Vehicle / Over night vehicle log | | | | 1 | | | 1 |
| Motor Vehicle / Vandalism | | | 1 | | | | 1 |
| Supervisor Site Check | | 1 | 1 | 2 | 9 | 8 | 21 |
| Trespass / Illegal Dumping: Vehicle Code Section 23112.7 | | | | | 1 | | 1 |
| Trespass / Panhandling (Penal Code 647) | | | | 1 | | | 1 |
| Trespass / Trespasser on Site | 1 | 1 | 1 | 1 | | | 4 |
| Unsecured / Gate / Door | | | 1 | | 1 | 1 | 3 |
| Total | 3 | 5 | 5 | 6 | 16 | 12 | 47 |

Incident Location by Day of Week

08/01/2017 - 01/31/2018



| On-Premise Location | Sun | Mon | Tue | Wed | Thu | Fri | Sat | Total |
|---------------------|-----|-----|-----|-----|-----|-----|-----|-------|
| No Location | 3 | 6 | 3 | 14 | 13 | 5 | 3 | 47 |
| Total | 3 | 6 | 3 | 14 | 13 | 5 | 3 | 47 |

Incident Location by Month

08/01/2017 - 01/31/2018



| On-Premise Location | Jan | Aug | Sep | Oct | Nov | Dec | Total |
|---------------------|-----|-----|-----|-----|-----|-----|-------|
| No Location | 3 | 5 | 5 | 6 | 16 | 12 | 47 |
| Total | 3 | 5 | 5 | 6 | 16 | 12 | 47 |